



District Report Card: 2017


State: Assam	District: Kamrup-rural
Class: 8	Subject: Language
Schools: 51	Students: 1146


Participation/Coverage


Students

<div>GENDER</div> <div></div>	Boys		Girls	
	Number	%	Number	%
	525	45.81	621	54.19

<div>AREA</div> <div></div>	Rural		Urban	
	Number	%	Number	%
	1097	95.72	49	4.28

<div>CATEGORY</div> <div></div>	SC		ST		OBC		GEN	
	Number	%	Number	%	Number	%	Number	%
	90	7.85	170	14.83	134	11.69	752	65.62

<div>CWSN</div> <div></div>	LD	VI	HI	S&LD	ID	Oth
	2	0	1	3	1	2

<div>Management</div> <div></div>	Government		Government-aided	
	Number	%	Number	%
	860	75.04	286	24.96

Average Performance of Students in Language (%)

Overall	Gender		Area		Management		Social Group			
	Male	Female	Rural	Urban	Govt.	Aided	SC	ST	OBC	GEN
58.13	57.32	58.81	57.82	65.03	58.49	57.04	62.96	46.51	59.40	59.95

Performance on Learning Outcomes (LOs)

Learning Outcomes	Description	Average Performance(%)
L813	Read textual/non-textual materials with comprehension and identifies the details, characters, main idea and sequence of ideas and events while reading	58.13

Range of Performance of Students who Answered Correctly							
Below 30%		30% - 50%		50% - 75%		Above 75%	
Number	%	Number	%	Number	%	Number	%
89	7.77	315	27.49	521	45.46	221	19.28

Lowest Performing Learning Outcomes (LOs)

1 - Read textual/non-textual materials with comprehension and identifies the details, characters, main idea and sequence of ideas and events while reading (58.13)